


Handbook
for
Generic Photonic IC Design

Editors: Meint Smit and Xaveer Leijtens

4-4-2026

 *Handbook for generic photonic IC design*, by the *Photonic Integration group*, Technische Universiteit Eindhoven, is licensed under a Creative Commons “Attribution-NonCommercial-NoDerivatives 4.0 International” license.

We traced the ownership of all figures used as far as we could. However, if you are a copyright owner and believe we used your work without permission, please contact us at coordinator@jeppix.eu.

Appendix A

Rainbow Color Coding

For an easy interpretation of figures depicting waveguide structures it is convenient if we all use the same colors for the most frequently used materials. In the JePPIX community we have adopted the so-called rainbow colour coding scheme for the InGaAsP material system. In this scheme the color is based on the band-edge of the material, ranging from blue for InP ($\lambda = 0.92\mu\text{m}$) to red for InGaAs ($\lambda = 1.65\mu\text{m}$)

Figure A.1 shows the color codes and their corresponding RGB codes for the most frequently used materials. It also contains a color code for AlGaInAs layers.

For binary InP layers the doping level is indicated by varying the blue color from light blue for intrinsic InP to full blue for heavily doped InP.

Metals and dielectric materials have a thin border. Usually a single color is used for the whole metal layer stack, including platinum, titanium or other layers. The same color is used for BCB and polyimide.














	InP	RGB = 200 / 200 / 255
	InP p or n	125 / 125 / 255
	InP p+ or n+	0 / 0 / 255
	InGaAsP Q1.1	0 / 255 / 255
	InGaAsP Q1.25 / Q1.3	0 / 255 / 0
	InGaAsP Q1.5	255 / 75 / 0
	InGaAs	255 / 0 / 0
	AlGaInAs	255 / 0 / 255
	Gold / Pt / Ti	255 / 255 / 0
	SiN	255 / 200 / 150
	SiO	150 / 250 / 200
	BCB or polyimide	150 / 100 / 50
	Photoresist	200 / 150 / 100

Figure A.1: InGaAsP Rainbow color coding.